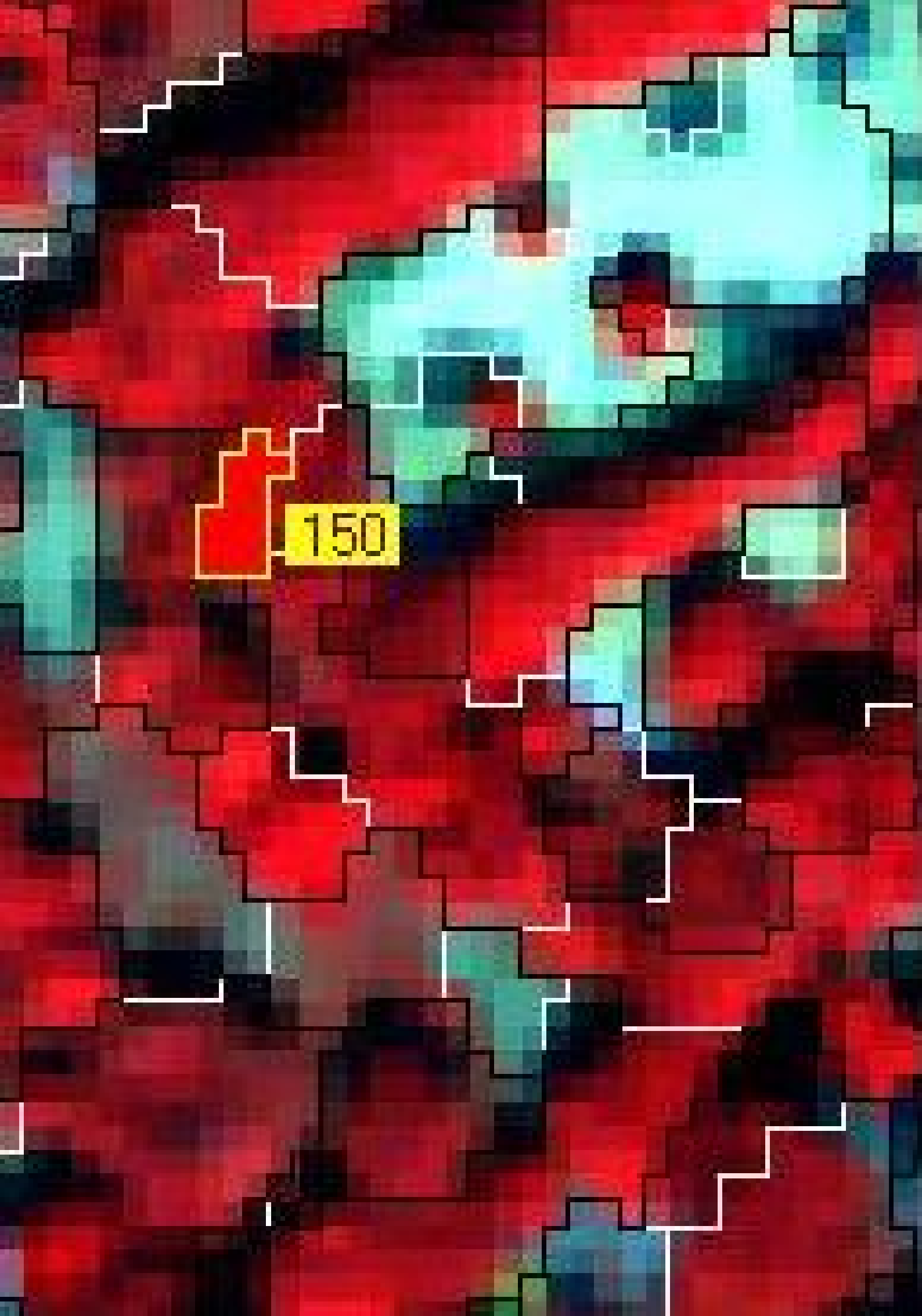
150

58

12432

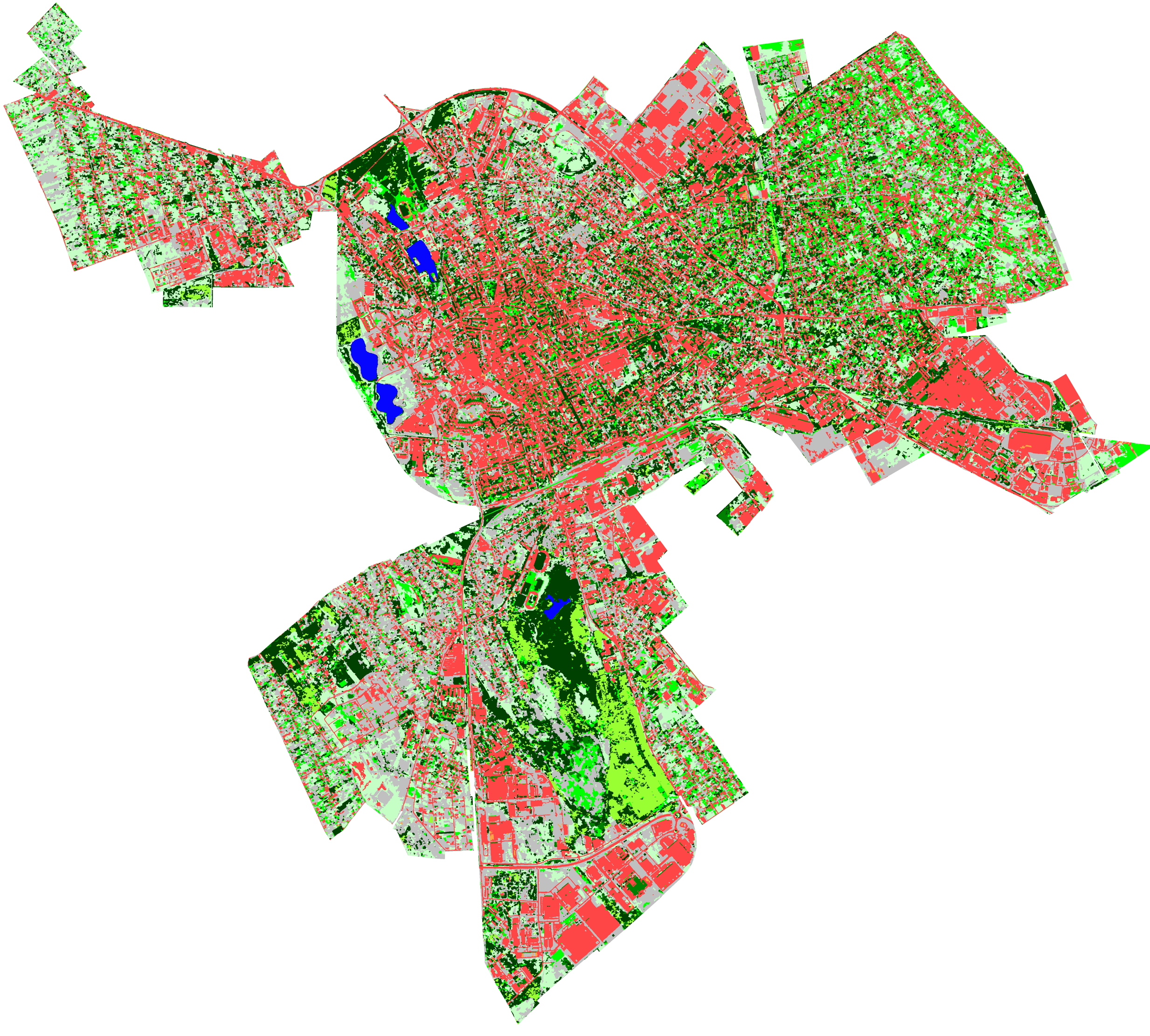

Székesfehérvár felszínborításai (részlet)

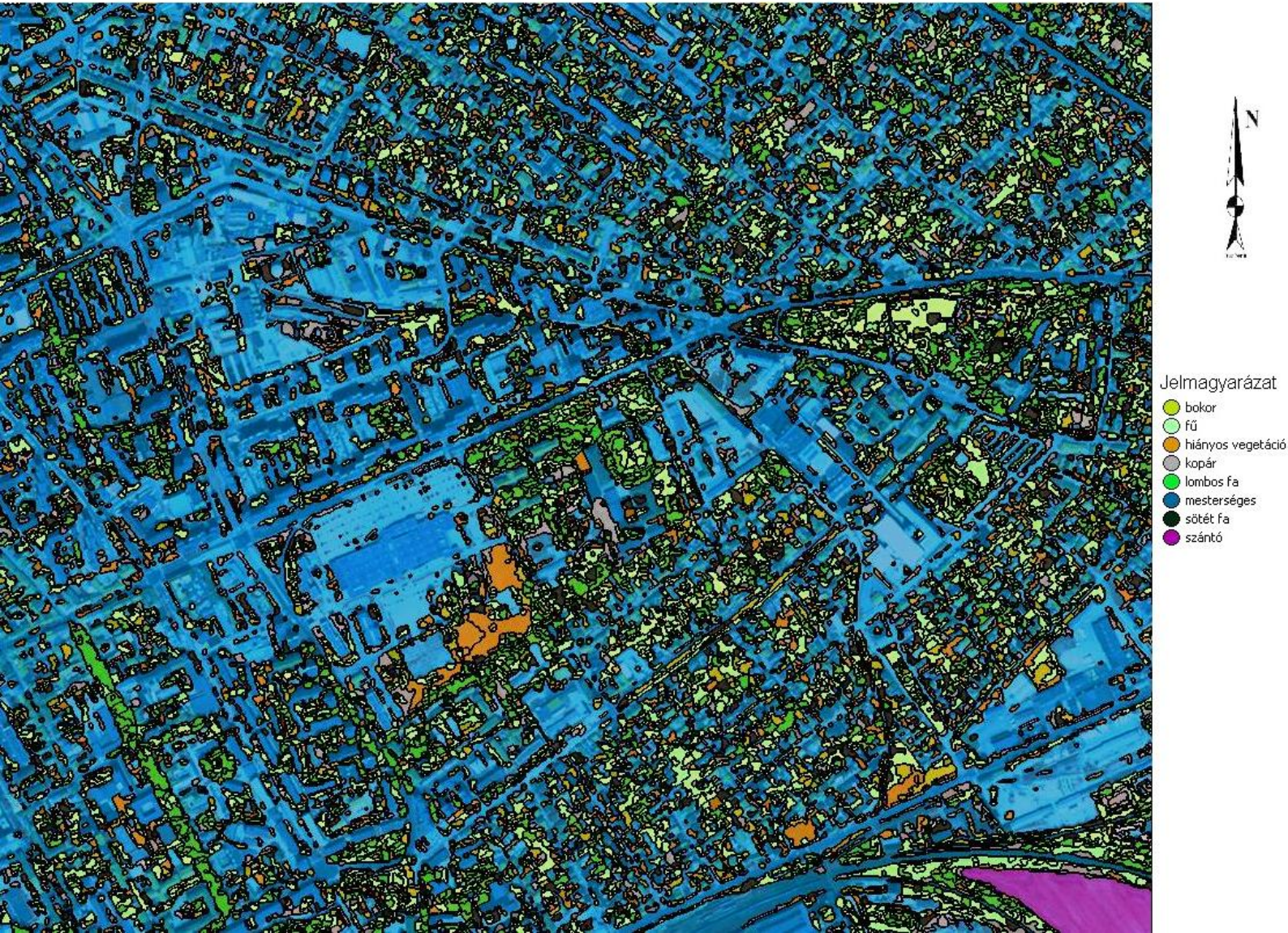

Székesfehérvár felszínborításai (kivágat)



Székesfehérvár felszínborításai (kivágat)

Székesfehérvár felszínborításai (kivágat)

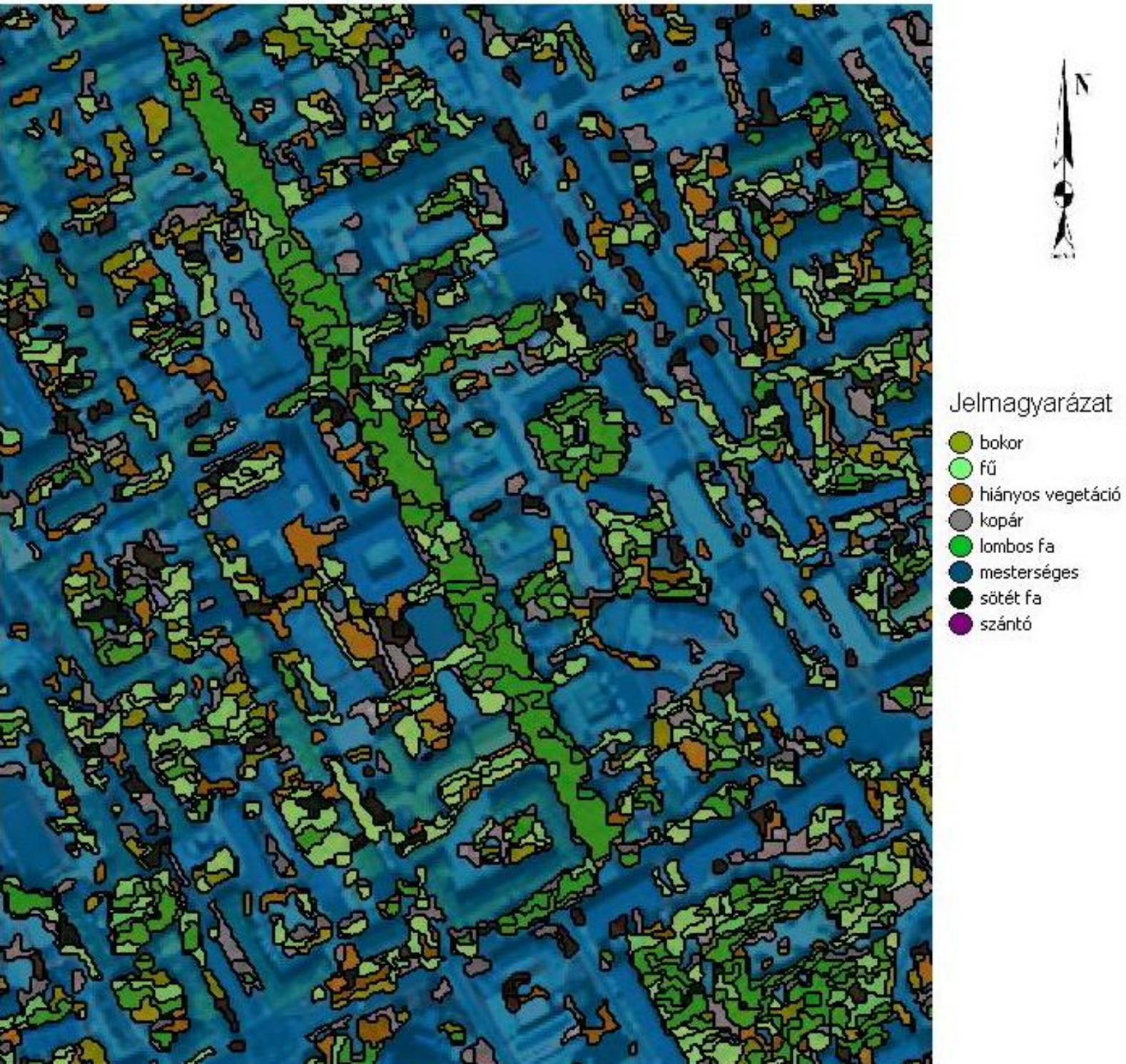

Székesfehérvár felszínborításai (részlet)



Székesfehérvár felszínborításai (részlet)



- Fás terület I.
- Fás terület II.
- Bokrok
- Füves terület
- Hiányos vegetáció
- Kopár felszín
- Szántó
- Mesterséges felszín

Meter

500

Székesfehérvár felszínborításai (részlet)

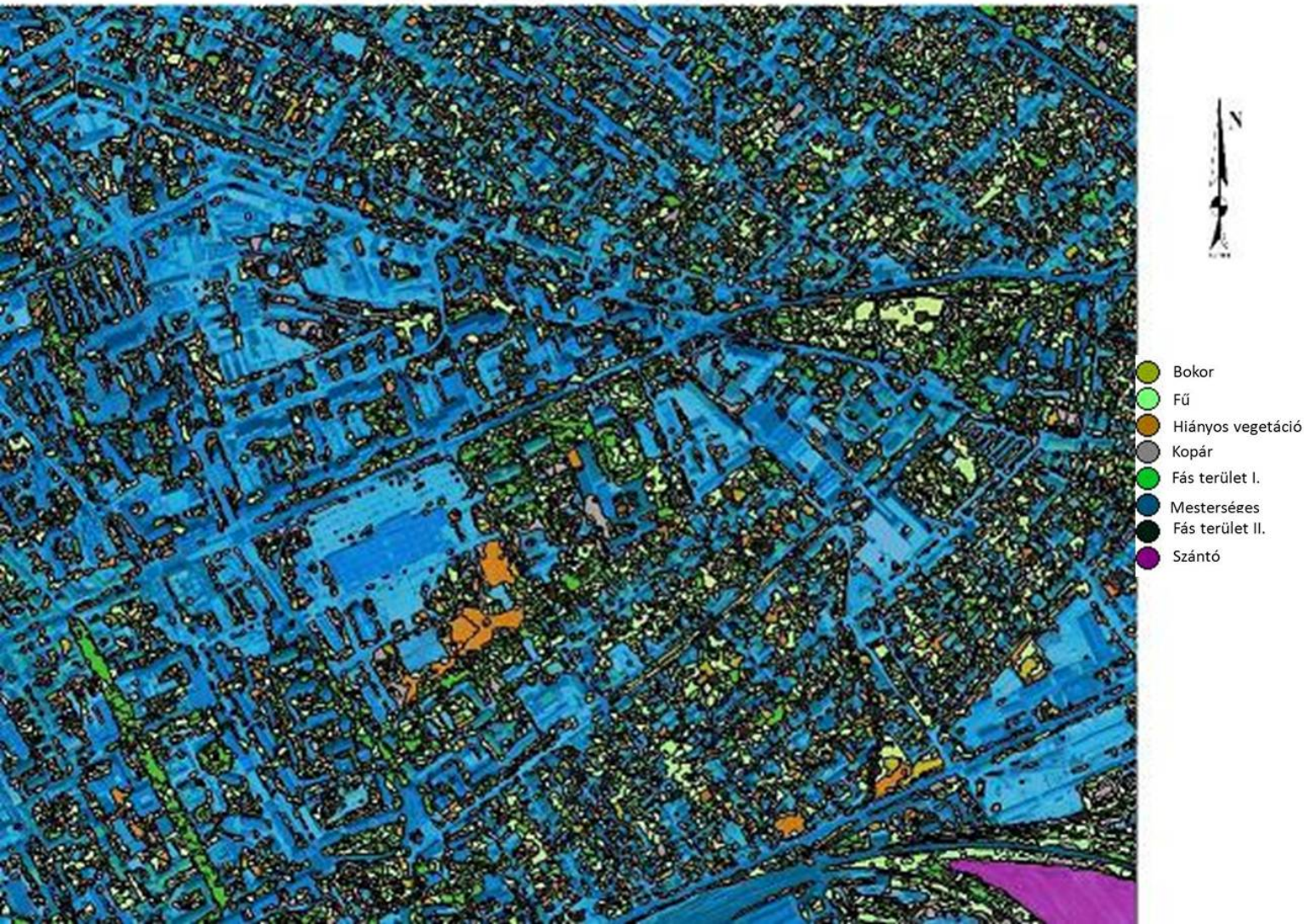

Histogram of bokor (band 2: kiv2_tr)

Summary Statistics

Class width	Mean	Actual min	Actual max	N	Std deviation
1	68.632	54	97	57	9.846

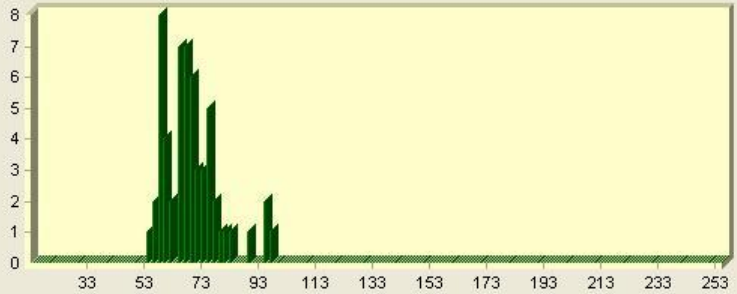

Histogram of bokor (band 5: kiv5_tr)

Summary Statistics

Class width	Mean	Actual min	Actual max	N	Std deviation
1	34.93	14	57	57	7.977

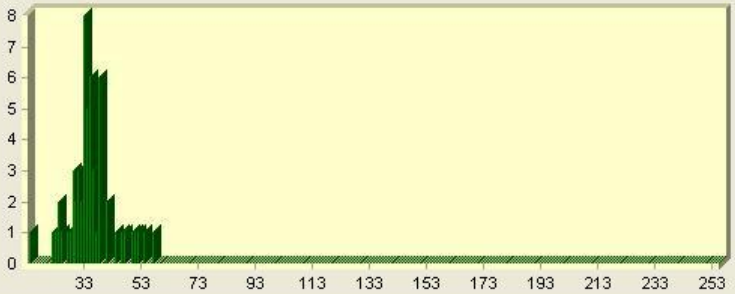

Histogram of bokor (band 7: kiv7_tr)

Summary Statistics

Class width	Mean	Actual min	Actual max	N	Std deviation
1	211.86	149	255	57	29.256

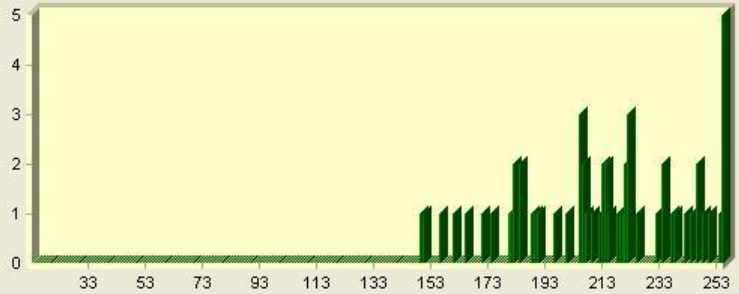

Histogram of hianyos_vegetacio (band 2: kiv2_tr)

Summary Statistics

Class width	Mean	Actual min	Actual max	N	Std deviation
1	102.61	89	121	123	6.759

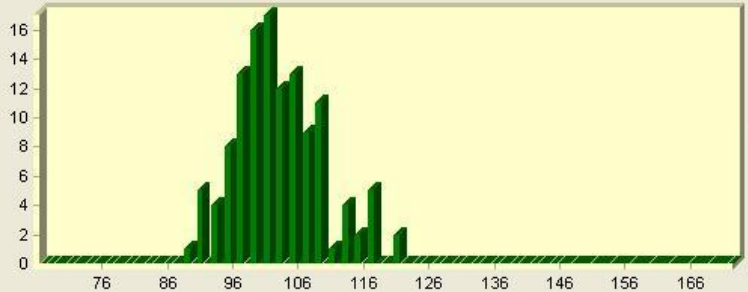

Histogram of hianyos_vegetacio (band 5: kiv5_tr)

Summary Statistics

Class width	Mean	Actual min	Actual max	N	Std deviation
1	78.13	67	100	123	7.352

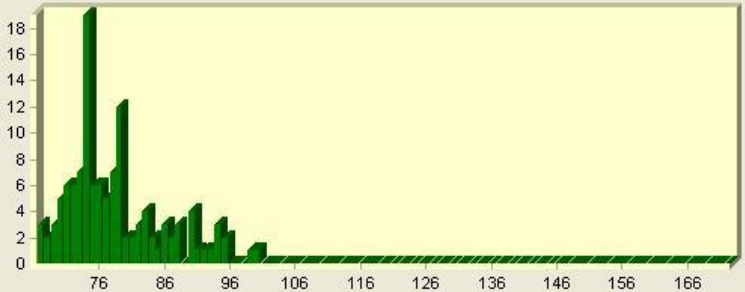

Histogram of hianyos_vegetacio (band 7: kiv7_tr)

Summary Statistics

Class width	Mean	Actual min	Actual max	N	Std deviation
1	136.228	106	157	123	9.456

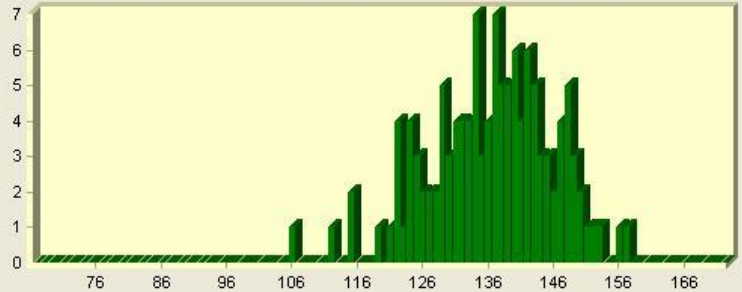

Histogram of kopar (band 2: kiv2_tr)

Summary Statistics

Class width	Mean	Actual min	Actual max	N	Std deviation
1	137.653	113	154	95	10.487

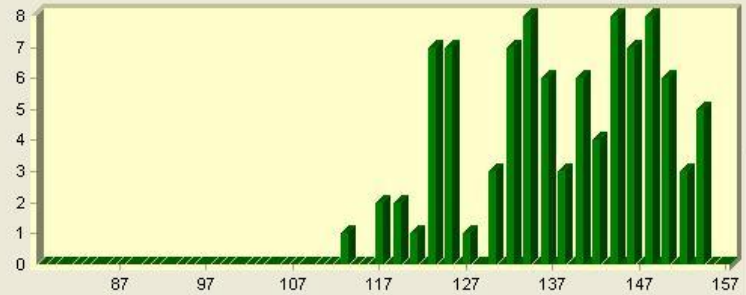

Histogram of kopar (band 5: kiv5_tr)

Summary Statistics

Class width	Mean	Actual min	Actual max	N	Std deviation
1	122.221	104	142	95	9.804

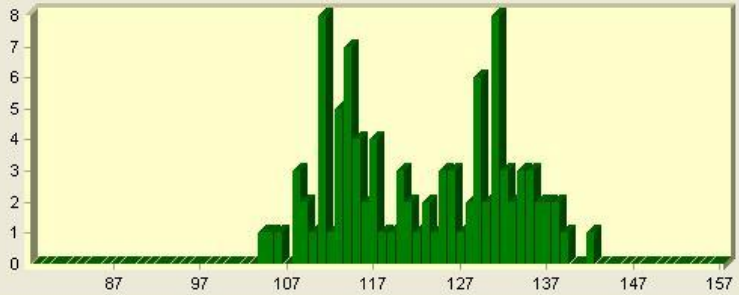

Histogram of kopar (band 7: kiv7_tr)

Summary Statistics

Class width	Mean	Actual min	Actual max	N	Std deviation
1	100.926	78	114	95	6.667

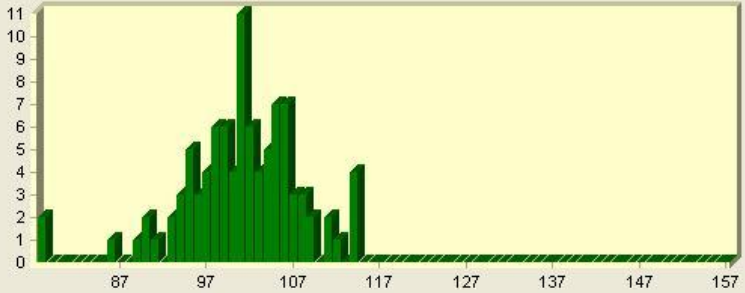

Histogram of lagyszaru (band 2: kiv2_tr)

Summary Statistics

Class width	Mean	Actual min	Actual max	N	Std deviation
1	78.682	65	95	88	6.712

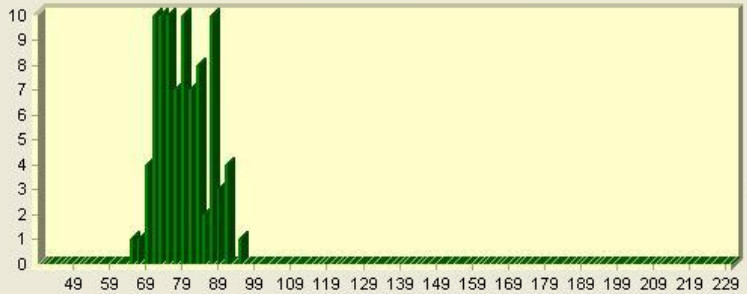

Histogram of lagyszaru (band 5: kiv5_tr)

Summary Statistics

Class width	Mean	Actual min	Actual max	N	Std deviation
1	51.455	40	67	88	6.157

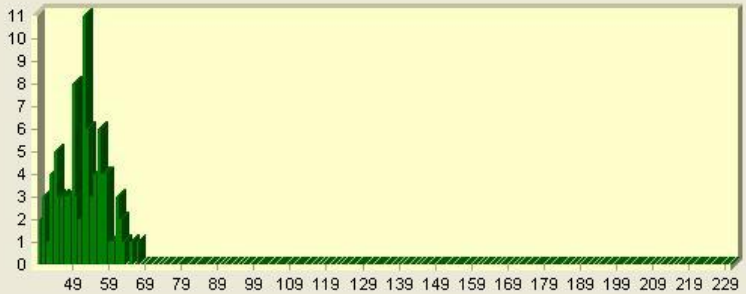

Histogram of lagyszaru (band 7: kiv7_tr)

Summary Statistics

Class width	Mean	Actual min	Actual max	N	Std deviation
1	201.182	181	215	88	6.852

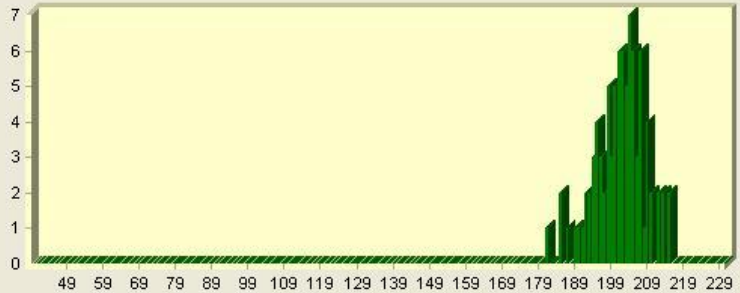

Histogram of nem_osszfuggo_fas_terulet (band 2: kiv2_tr)

Summary Statistics

Class width	Mean	Actual min	Actual max	N	Std deviation
1	65.93	46	103	43	14.03

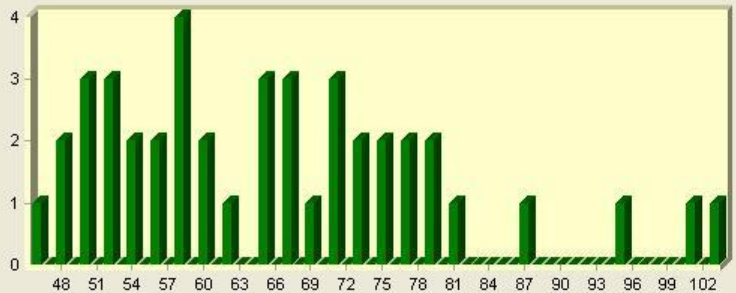

Histogram of nem_osszfuggo_fas_terulet (band 5: kiv5_tr)

Summary Statistics

Class width	Mean	Actual min	Actual max	N	Std deviation
1	30.116	12	51	43	9.659

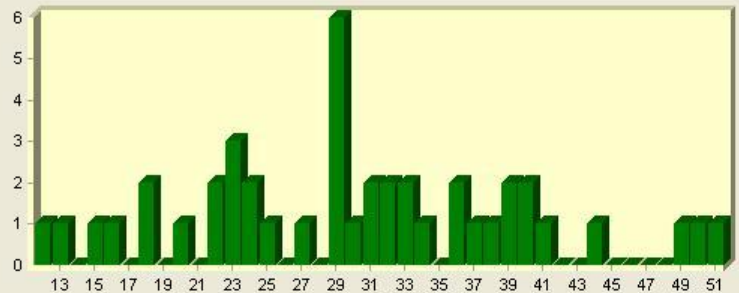

Histogram of nem_osszfuggo_fas_terulet (band 7: kiv7_tr)

Summary Statistics

Class width	Mean	Actual min	Actual max	N	Std deviation
1	120.767	35	188	43	35.822

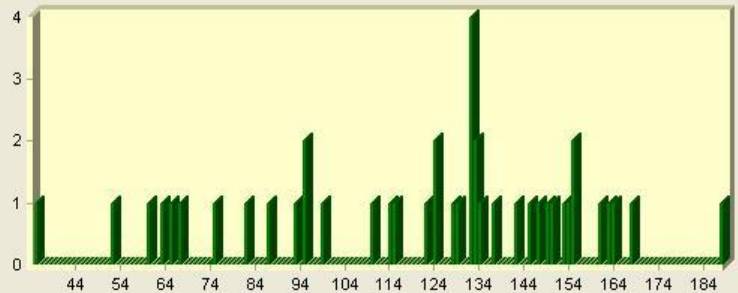

Histogram of osszefuggo_fas_terulet (band 2: kiv2_tr)

Summary Statistics

Class width	Mean	Actual min	Actual max	N	Std deviation
1	56.601	42	83	178	7.91

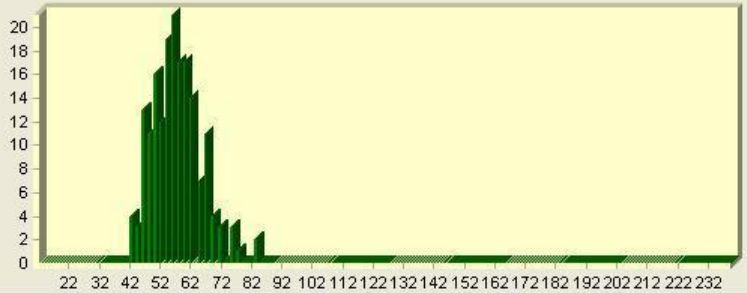

Histogram of osszefuggo_fas_terulet (band 7: kiv7_tr)

Summary Statistics

Class width	Mean	Actual min	Actual max	N	Std deviation
1	154.23	93	228	178	27.388

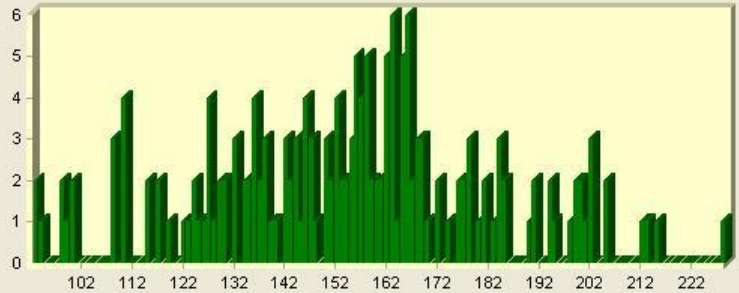

Histogram of osszefuggo_fas_terulet (band 5: kiv5_tr)

Summary Statistics

Class width	Mean	Actual min	Actual max	N	Std deviation
1	26.056	13	46	178	6.603

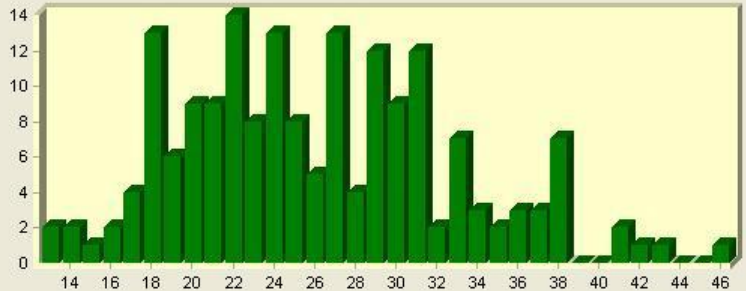

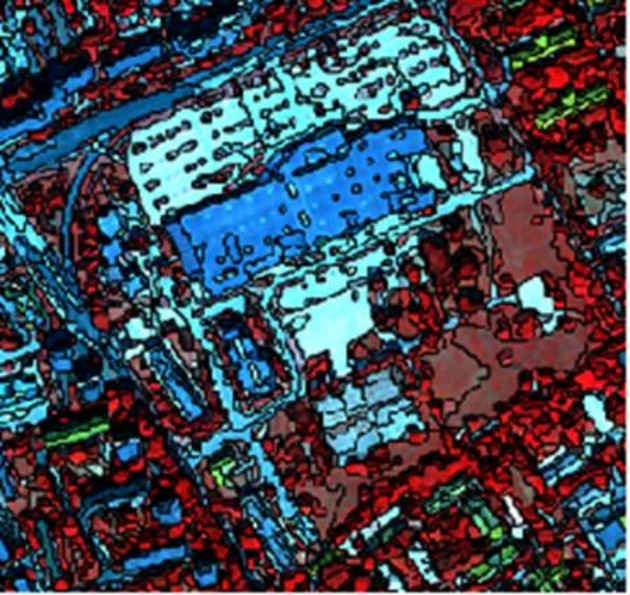

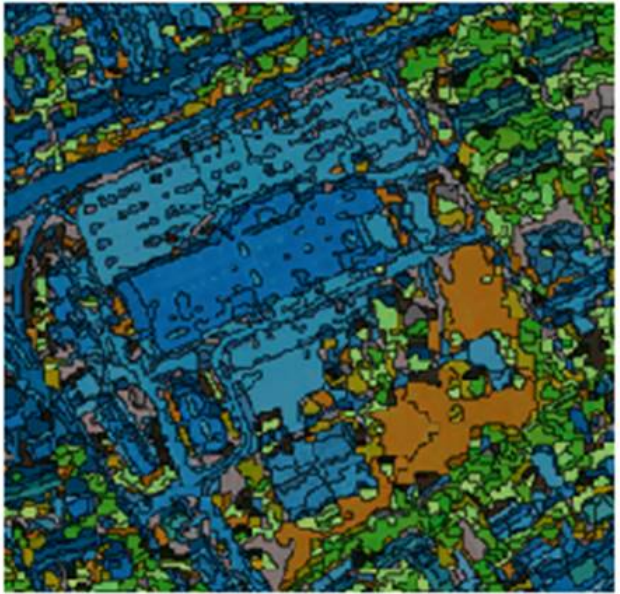

- bokor
- fű
- hiányos vegetáció
- kopár
- lombos fa
- mesterséges
- sötét fa
- szántó

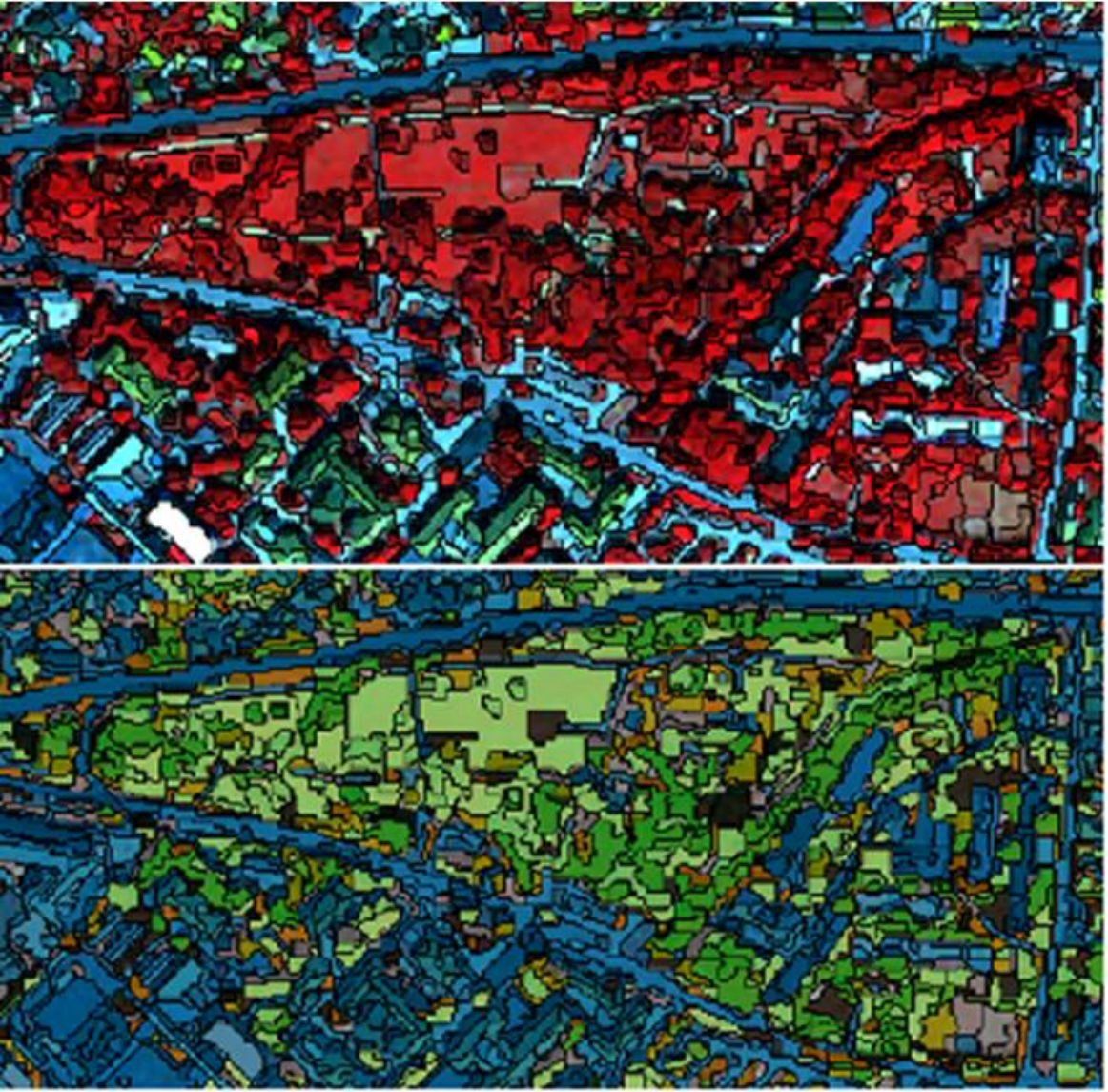

- bokor
- fű
- hiányos vegetáció
- kopár
- lombos fa
- mesterséges
- sötét fa
- szántó

Székesfehérvár belterületének felszínborítása

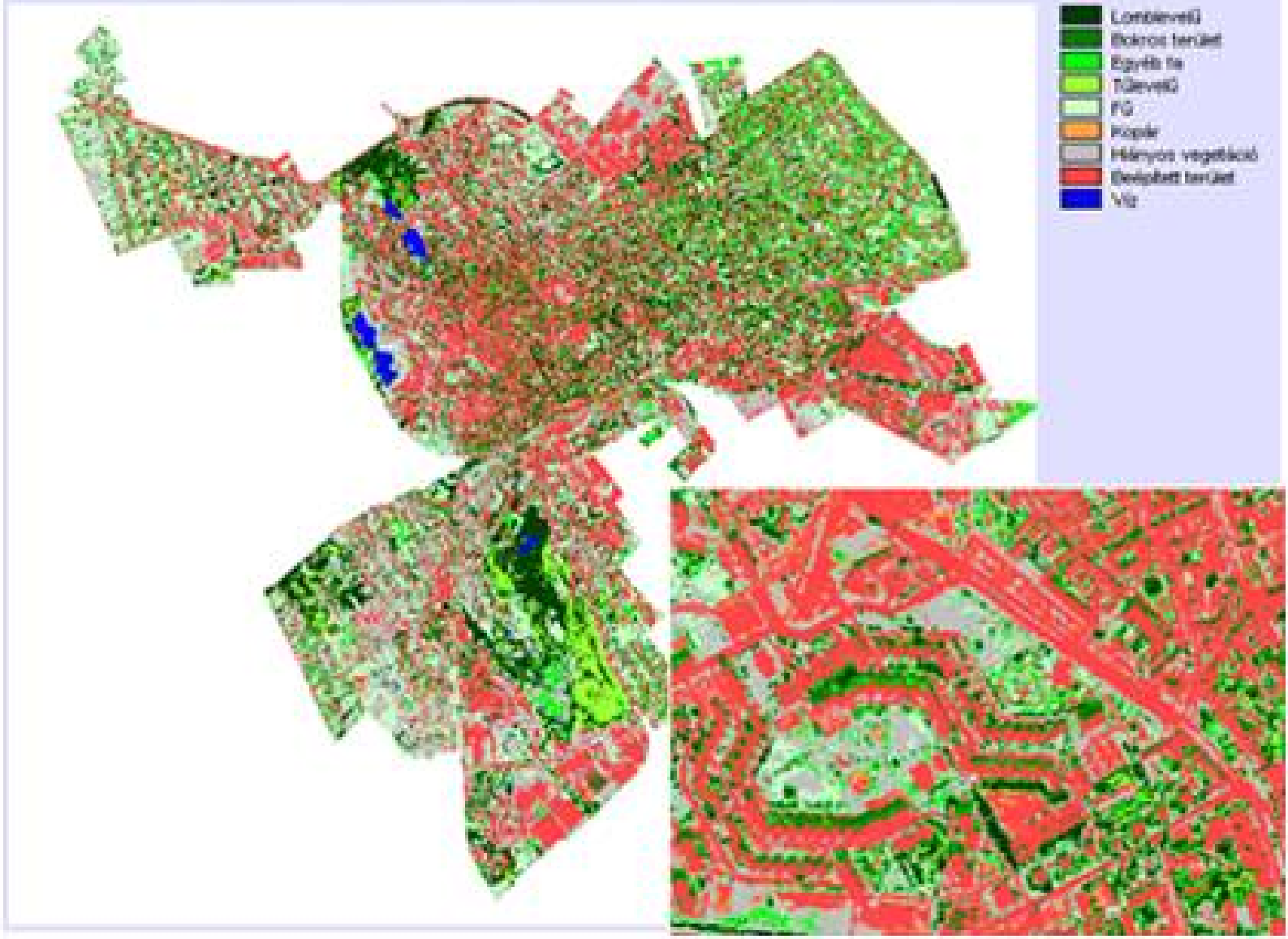

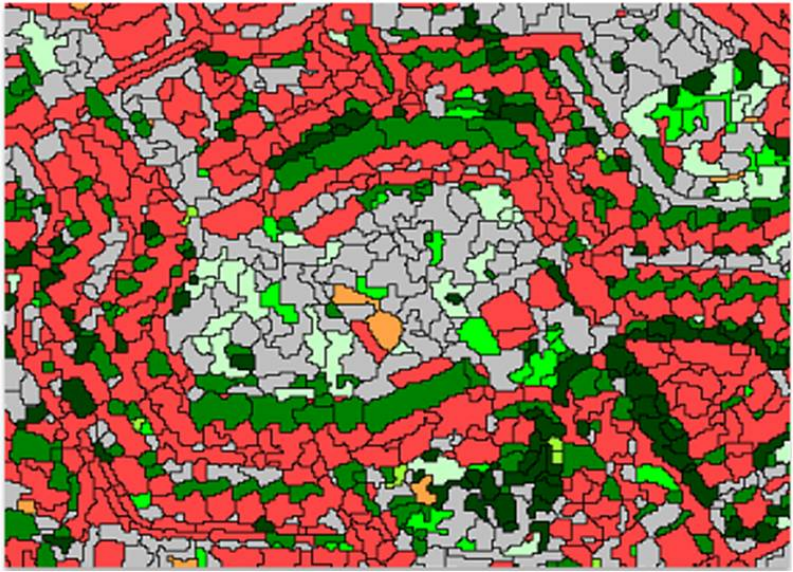

Pontosságvizsgálat eredményei eCognition

Error Matrix Analysis of REF (columns : truth) against OSSZES_KATEGORIA_ECN_RECLASS (rows : mapped)

	1	2	3	4	5	
1	1427	107	19	338	0	0.2454
2	0	95	33	3	0	0.2748
3	30	9	185	0	23	0.2510
4	292	81	23	863	22	0.3268
5	1	0	2	0	2682	0.0011
6	4	14	3	0	18	0.0799
7	0	0	0	0	0	0.0000
8	0	11	1	0	0	0.2346
Total	1754	317	266	1204	2745	
ErrorO	0.1864	0.7003	0.3045	0.2832	0.0230	

	6	7	8	Total	ErrorC
1	0	0	0	1891	0.2454
2	0	0	0	131	0.2748
3	0	0	0	247	0.2510
4	1	0	0	1282	0.3268
5	0	0	0	2685	0.0011
6	449	0	0	488	0.0799
7	0	5733	0	5733	0.0000
8	457	0	1530	1999	0.2346
Total	907	5733	1530	14456	
ErrorO	0.5050	0.0000	0.0000		0.1032

ErrorO = Errors of Omission (expressed as proportions)
ErrorC = Errors of Commission (expressed as proportions)

90% Confidence Interval = +/- 0.0042 (0.0990 - 0.1074)
95% Confidence Interval = +/- 0.0050 (0.0983 - 0.1082)
99% Confidence Interval = +/- 0.0065 (0.0967 - 0.1097)

KAPPA INDEX OF AGREEMENT (KIA)

Using OSSZES_KATEGORIA_ECN_RECLASS as the reference image ...

Category	KIA
1	0.7207
2	0.7190
3	0.7443
4	0.6435
5	0.9986
6	0.9147
7	1.0000
8	0.7376

REF

Category	KIA
1	0.7855
2	0.2933
3	0.6902
4	0.6892
5	0.9718
6	0.4774

7	1.0000
8	1.0000

Overall Kappa = 0.8654





IDRISI

Error Matrix Analysis of REF_IDRISI (columns : truth) against BELTERULET_2011_RECLASS (rows : mapped)

	1	2	3	4	5	
1	760	57	4012	59	578	0.8619
2	8	565	580	0	0	0.5112
3	0	0	345	16	229	0.4153
4	54	0	270	8334	0	0.0374
5	0	0	308	166	5745	0.0824
6	0	0	0	0	0	0.0144
7	0	0	746	0	22	0.6330
8	0	31	0	0	0	0.1773
9	0	0	0	0	0	0.0000
Total	822	653	6261	8575	6574	
ErrorO	0.0754	0.1348	0.9449	0.0281	0.1261	

	6	7	8	9	Total	ErrorC
1	0	0	0	37	5503	0.8619
2	0	0	3	0	1156	0.5112
3	0	0	0	0	590	0.4153
4	0	0	0	0	8658	0.0374
5	0	42	0	0	6261	0.0824
6	274	4	0	0	278	0.0144
7	223	636	0	106	1733	0.6330
8	204	1	1095	0	1331	0.1773

```
     9 |          0         0         0     18745 |   18745    0.0000
         ------------------------------------------------------------
 Total |        701       683      1098     18888 |   44255
ErrorO |     0.6091    0.0688    0.0027    0.0076 |            0.1753


         ErrorO     = Errors of Omission   (expressed as proportions)
         ErrorC     = Errors of Commission (expressed as proportions)


         90% Confidence Interval  =  +/-  0.0030    (0.1723 - 0.1782)
         95% Confidence Interval  =  +/-  0.0035    (0.1717 - 0.1788)
         99% Confidence Interval  =  +/-  0.0047    (0.1706 - 0.1799)


KAPPA INDEX OF AGREEMENT (KIA)
------------------------------


Using BELTERULET_2011_RECLASS as the reference image ...

    Category          KIA
------------     ------------

           1      0.1218
           2      0.4811
           3      0.5163
           4      0.9536
           5      0.9032
           6      0.9854
           7      0.3571
           8      0.8182
           9      1.0000


REF_IDRISI

    Category          KIA
------------ ------------

           1      0.9139
           2      0.8616
           3      0.0423
           4      0.9651
           5      0.8531
           6      0.3870
           7      0.9284
           8      0.9972
           9      0.9869


Overall Kappa =         0.7676
```


Fás terület I.
Bokros terület
Fás terület II.
Fás terület III.
Füves terület
Kopár felszín
Hiányos vegetáció
Beépített terület
Víz

1. fázis: a szántó a mesterséges kategóriában van

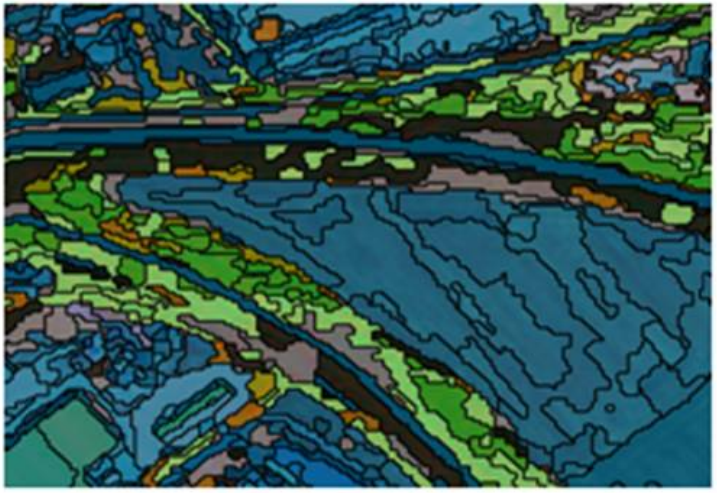

2. fázis: mesterséges kategóriák összevonása egy poligonná



3. fázis: a szántó leválogatása pixelszám alapján

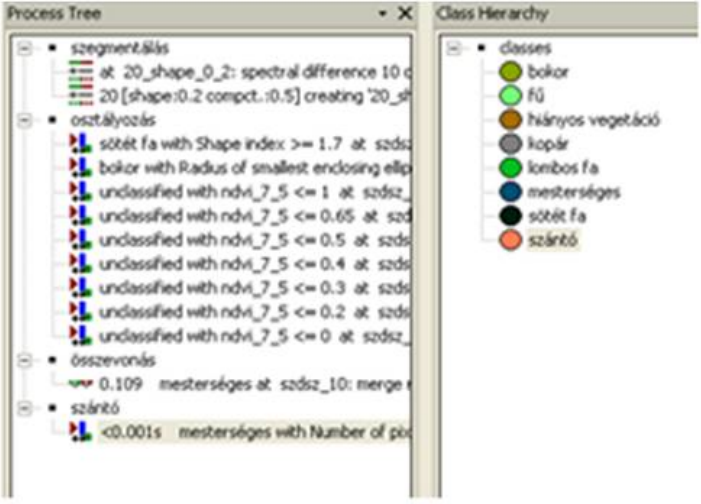

4. fázis: a szántó besorolása egy önálló osztályba


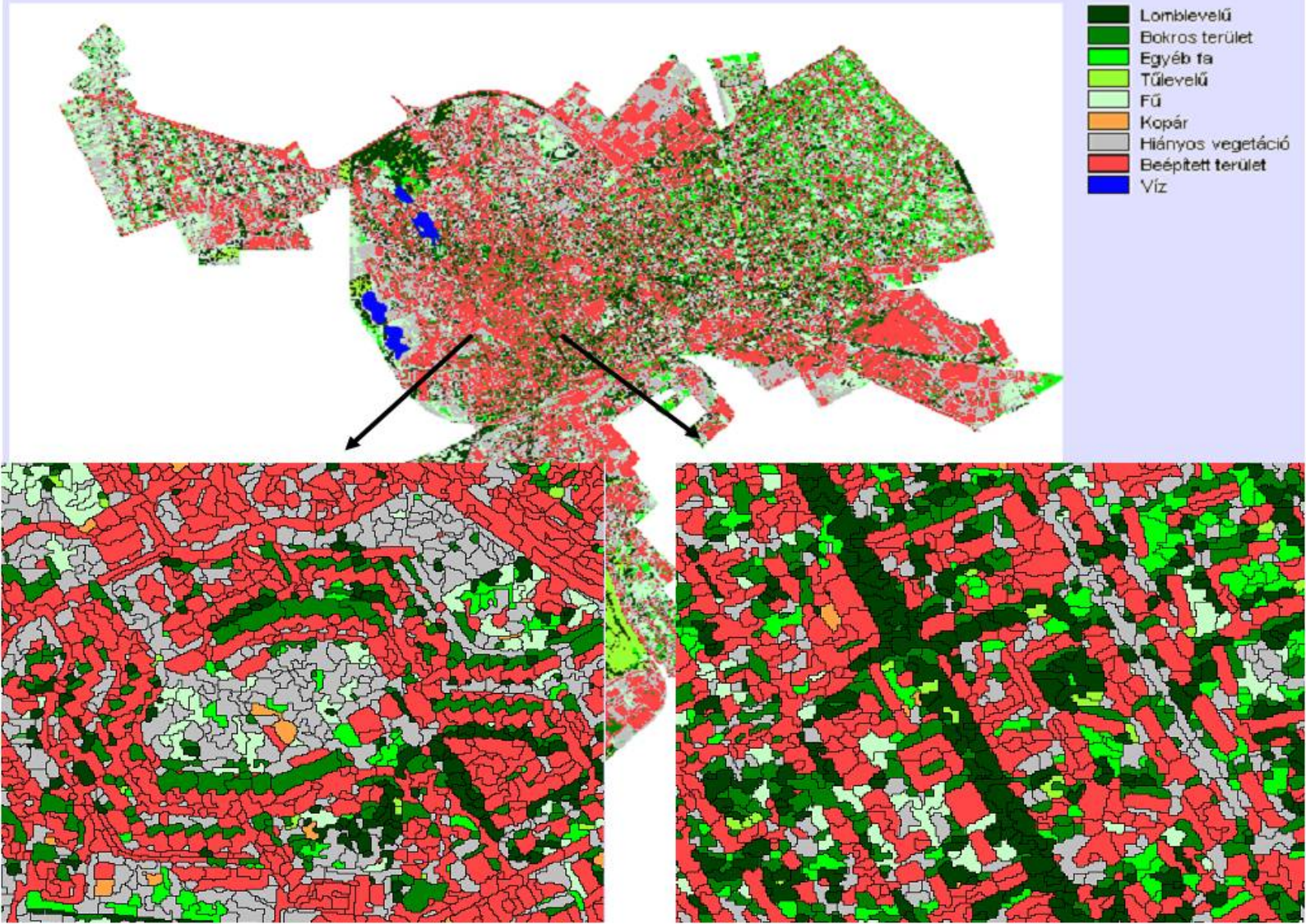
Székesfehérvár belterületének felszínborítása